


Label Strip Insertion





Hold label to front shelf edge.



Flip label strip towards you as depicted above.



Position rear flap into shelf c-channel as depicted.



The two pictures above are different views of the same step



Using both thumbs press at the top of the label strip-move thumbs from left to right until the entire strip is clipped in.